

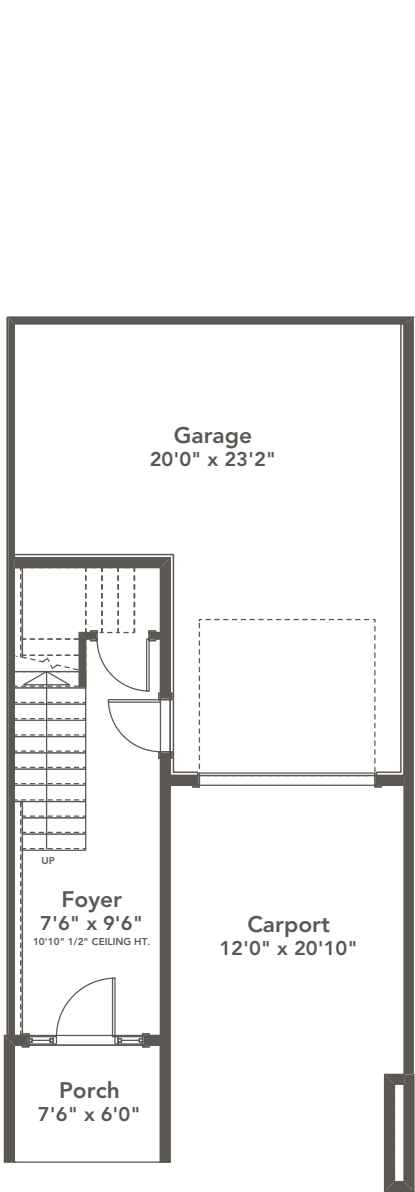
Lot 2D | 116-2950
 Constellation Avenue
 4 BEDROOMS | 2.5 BATH

SPECIFICATIONS

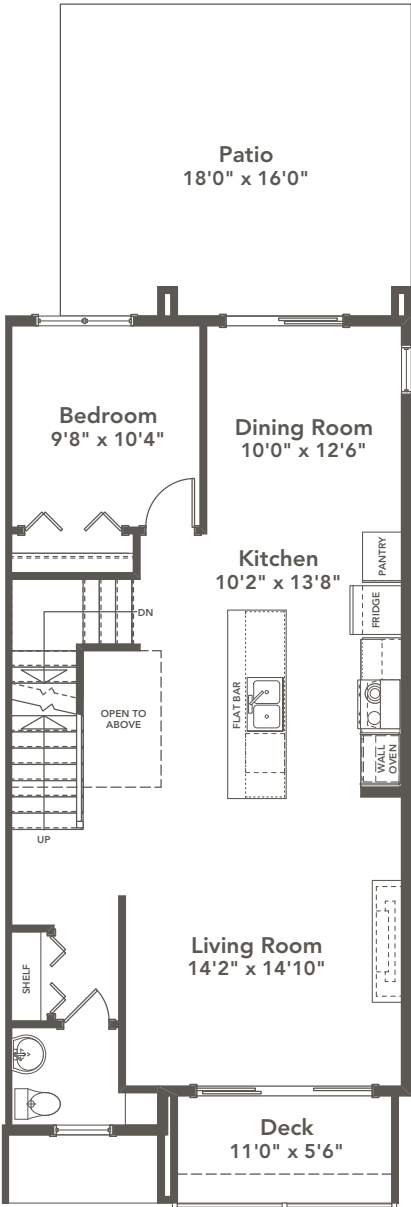
LOWER	200	SQ. FT.
MAIN	850	SQ. FT.
UPPER	821	SQ. FT.
TOTAL	1,871	SQ. FT.



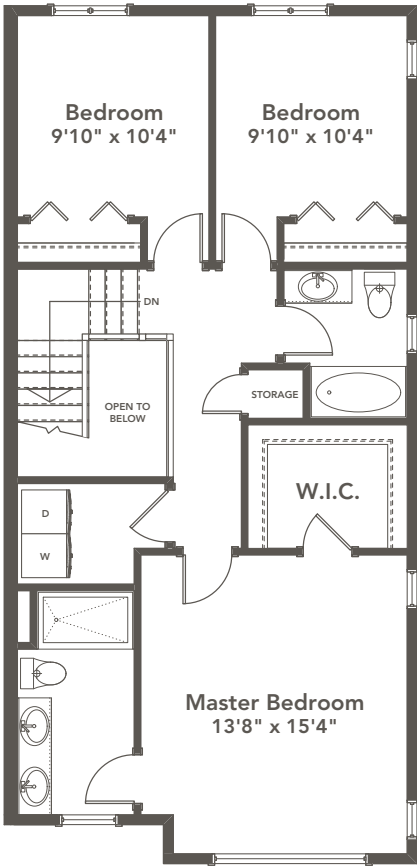
These plans and renderings are not intended to fully or completely represent the final product. Plans and renderings provided are preliminary layouts only for general review of type and size by client group. All sizes are approximate and subject to revision as design development proceeds. Details including but not limited to colours, interior and exterior details, landscaping, existence and location of retaining walls, views, and type and location of development on surrounding properties are all subject to change. Renderings are an artistic representation of the proposed home.



LOWER FLOOR 200 SQ.FT.



MAIN FLOOR 850 SQ.FT.



UPPER FLOOR 821 SQ.FT.