



Cumberland

3 Bedroom | 2.5 Bath

Specifications

LOWER	133	SQ. FT.
MAIN	689	SQ. FT.
UPPER	704	SQ. FT.
TOTAL	1,526	SQ. FT.



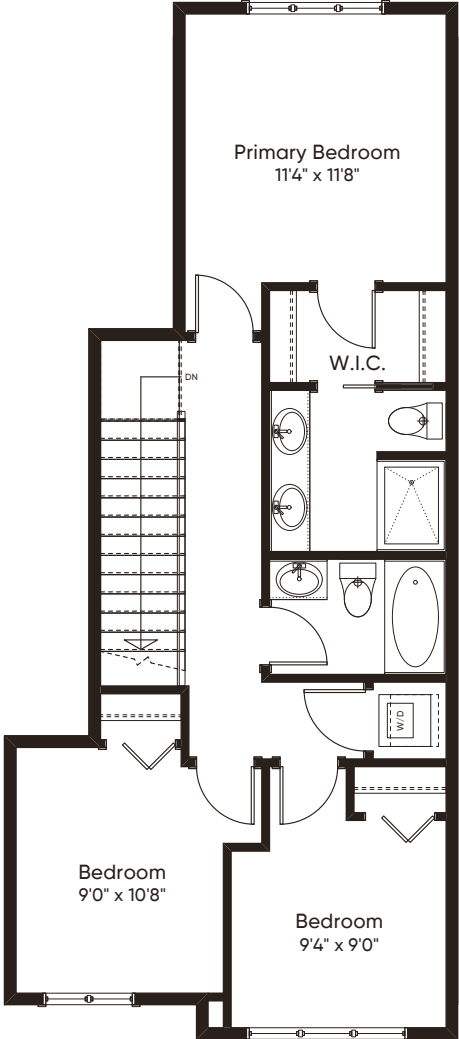
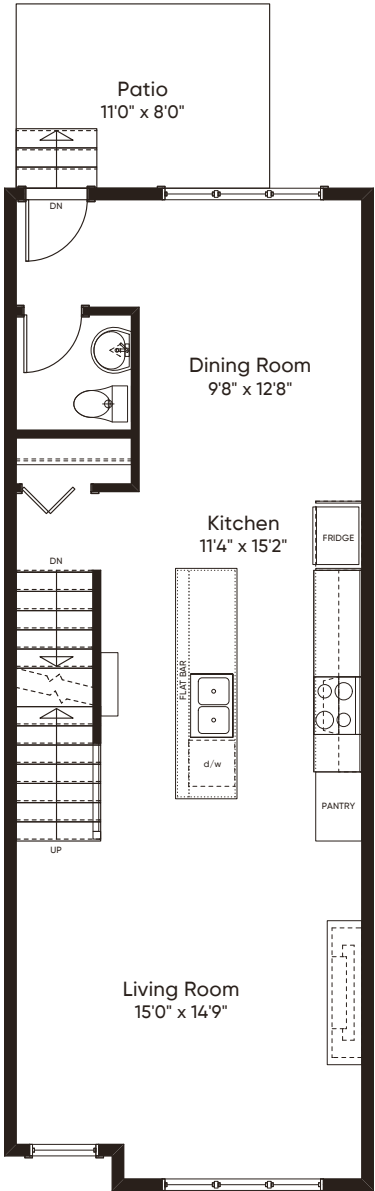
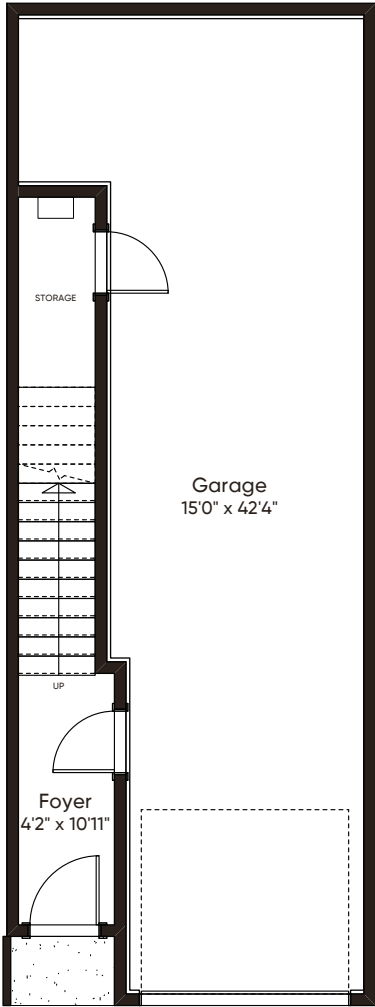
Available on Units:



These plans and renderings are not intended to fully or completely represent the final product. Plans and renderings provided are preliminary layouts only for general review of type and size by client group. All sizes are approximate and subject to revision as design development proceeds. Details including but not limited to colours, interior and exterior details, landscaping, existence and location of retaining walls, views, and type and location of development on surrounding properties are all subject to change. Renderings are an artistic representation of the proposed home.

Cumberland

BEDFORD TOWNHOMES



Note: Lots 2864, 2868, 2809, 2813, 2819, 2823, 2841, and 2845 feature a flipped upper-level layout.

LOWER FLOOR 133 SQ.FT.

MAIN FLOOR 689 SQ.FT.

UPPER FLOOR 704 SQ.FT.